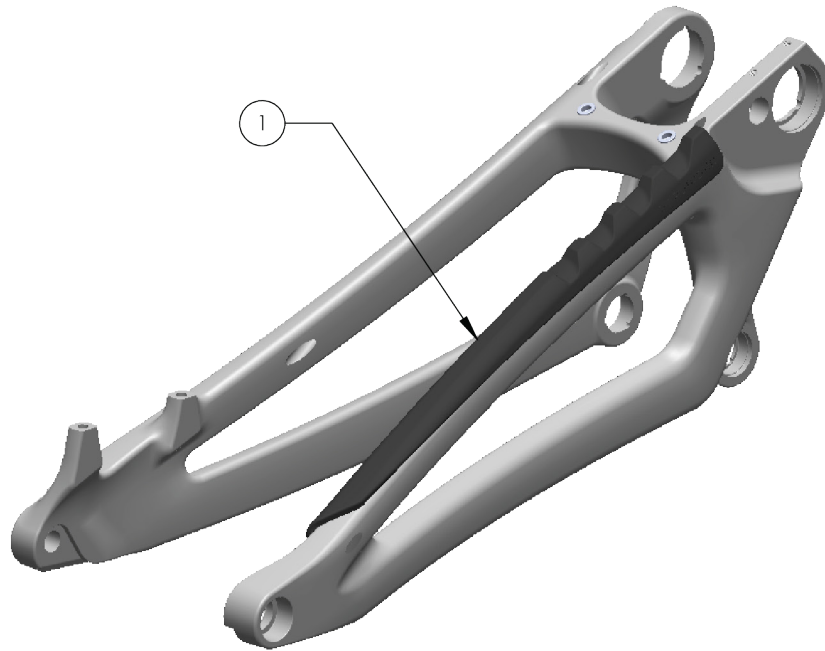


EXPLODED VIEW - V1.2

DREADNOUGHT

PAGE 1

ITEM NO.	DESCRIPTION	QTY
1	004.002.0003 .CHAINSTAY PROTECTOR	1



ATTENTION: ENSURE SURFACE IS CLEAN AND FREE FROM GREASE!

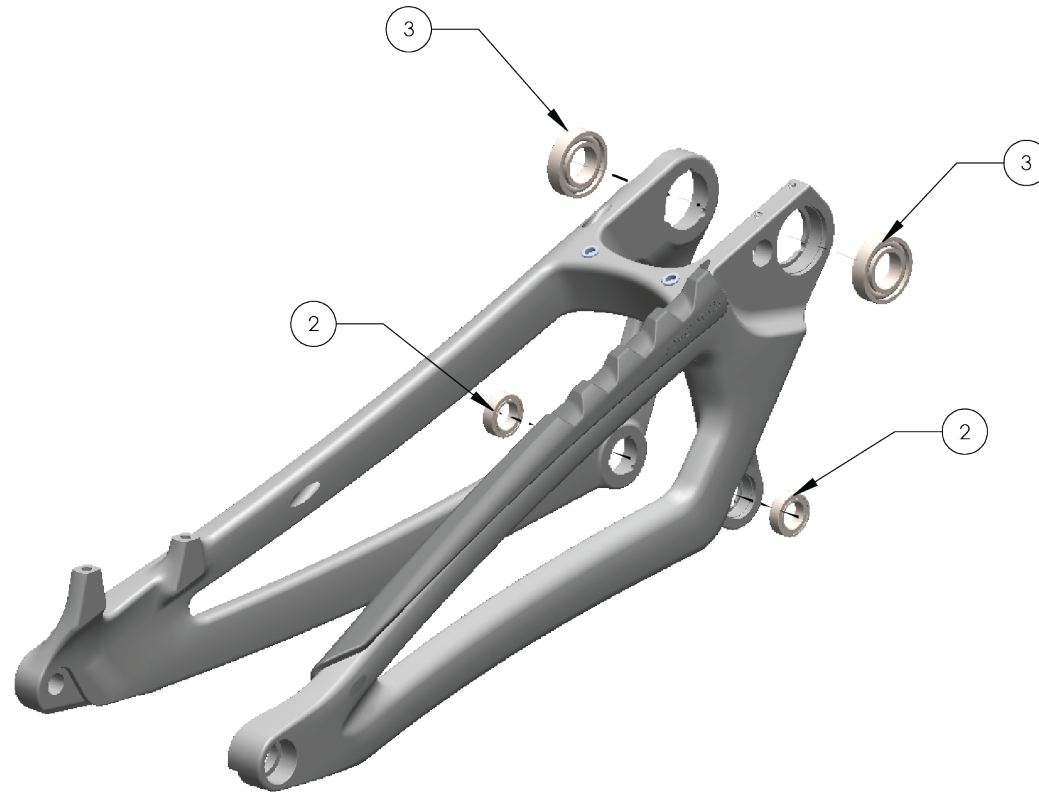


ATTENTION: ENSURE CORRECT ALIGNMENT!

EXPLODED VIEW - V1.2

PAGE 2

ITEM NO.	DESCRIPTION	QTY
2	ENDURO 3802 LLU MAX	2
3	ENDURO 6904 LLU MAX	2



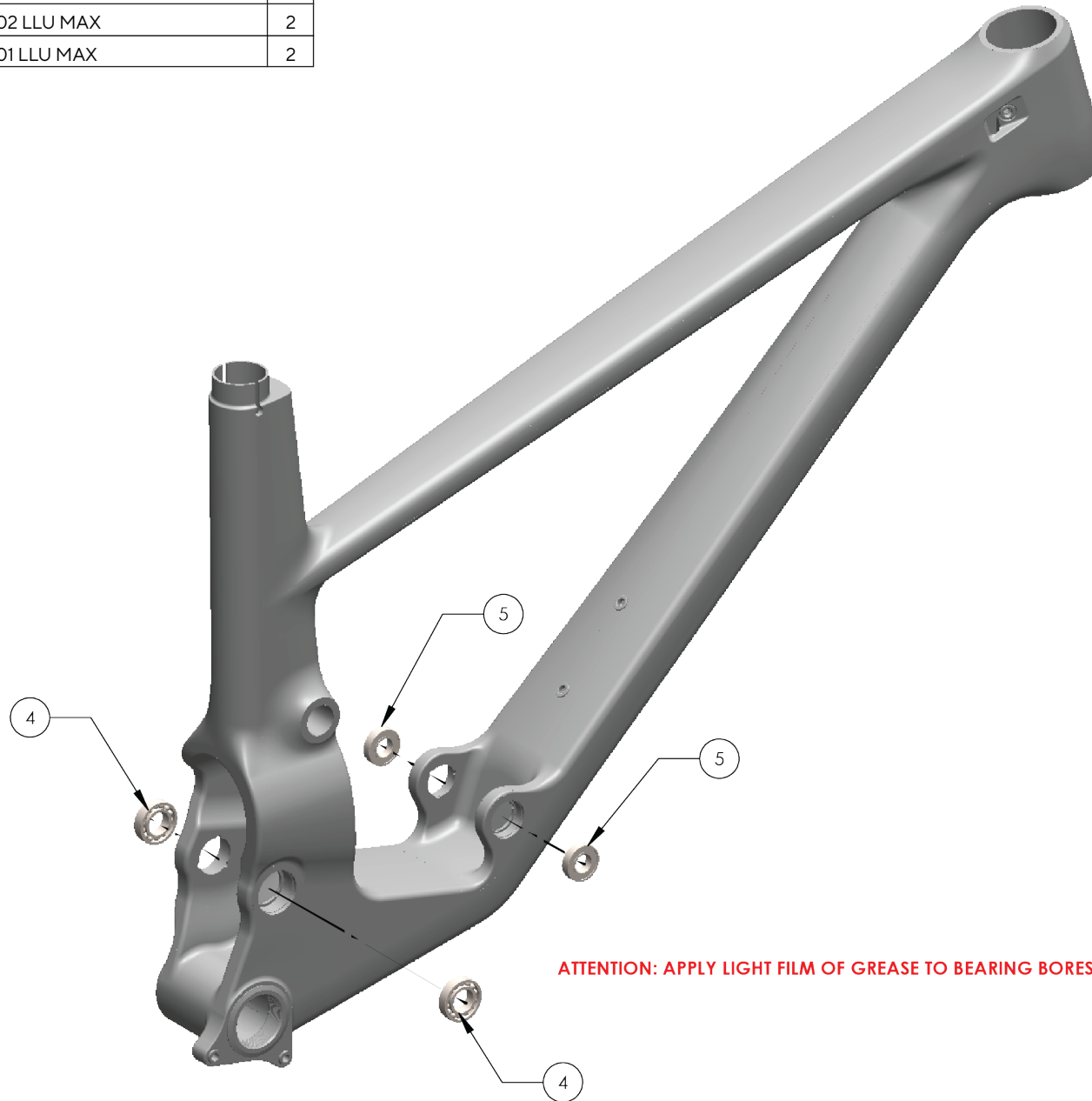
ATTENTION: APPLY LIGHT FILM OF GREASE TO BEARING BORES BEFORE INSTALLATION

EXPLODED VIEW - V1.2

DREADNOUGHT

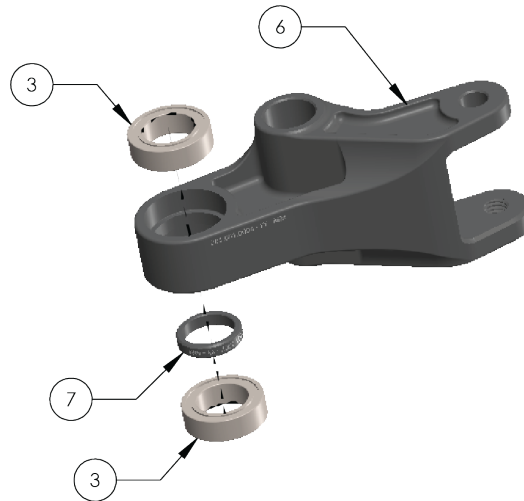
PAGE 3

ITEM NO.	DESCRIPTION	QTY
4	ENDURO 6902 LLU MAX	2
5	ENDURO 6901 LLU MAX	2




ATTENTION: APPLY LIGHT FILM OF GREASE TO BEARING BORES BEFORE INSTALLATION!

ITEM NO.	DESCRIPTION	QTY
6	001.001.0006 (Alt. 001.001.0004) - ROCKER LINK	1
7	002.004.0007 - SPACER 15X4	1
3	ENDURO 3802 LLU MAX	2



ATTENTION: APPLY LIGHT FILM OF GREASE TO BEARING BORES BEFORE INSTALLATION!

ITEM NO.	DESCRIPTION	QTY
8	003.001.0005 - IDLER PULLEY 16T	1
9	ENDURO 6902 LLB ABEC 5	1
10	INTERNAL RETAINING RING 28mm BORE	1

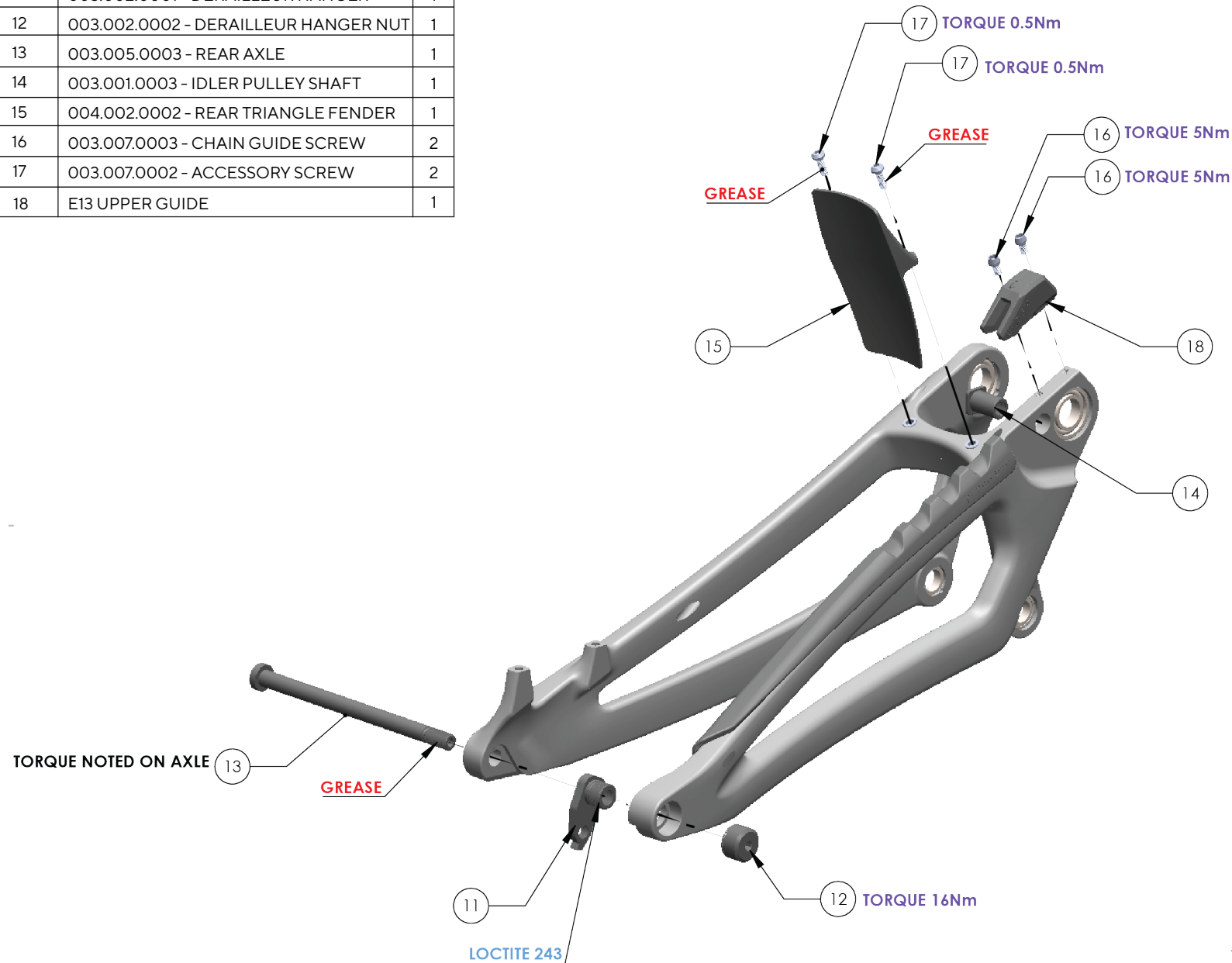


ATTENTION: APPLY LIGHT FILM OF GREASE TO BEARING BORES BEFORE INSTALLATION!

EXPLODED VIEW - V1.2

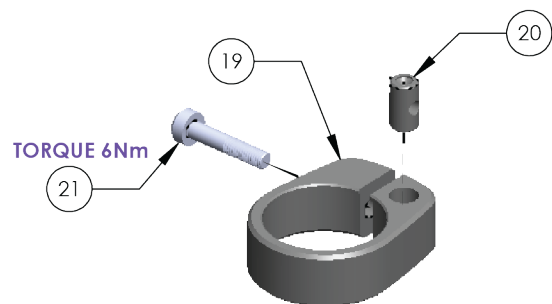
PAGE 5

ITEM NO.	DESCRIPTION	QTY
11	003.002.0001 - DERAILLEUR HANGER	1
12	003.002.0002 - DERAILLEUR HANGER NUT	1
13	003.005.0003 - REAR AXLE	1
14	003.001.0003 - IDLER PULLEY SHAFT	1
15	004.002.0002 - REAR TRIANGLE FENDER	1
16	003.007.0003 - CHAIN GUIDE SCREW	2
17	003.007.0002 - ACCESSORY SCREW	2
18	E13 UPPER GUIDE	1

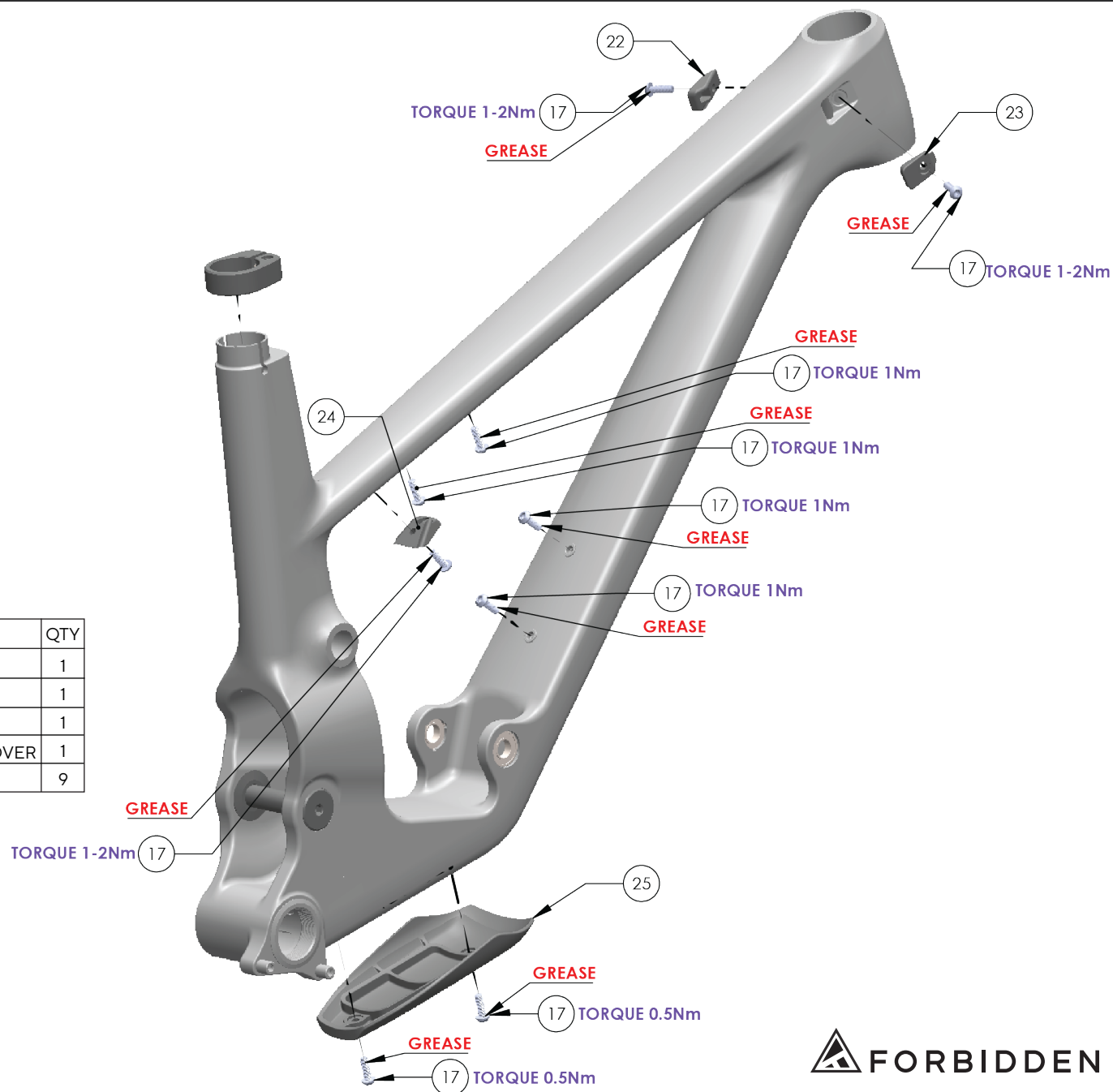


EXPLODED VIEW - V1.2

ITEM NO.	DESCRIPTION	QTY
19	003.006.0001 - SEAT CLAMP	1
20	003.007.0008 - SEAT CLAMP BARREL	1
21	003.007.0005 - SEAT CLAMP SCREW	1



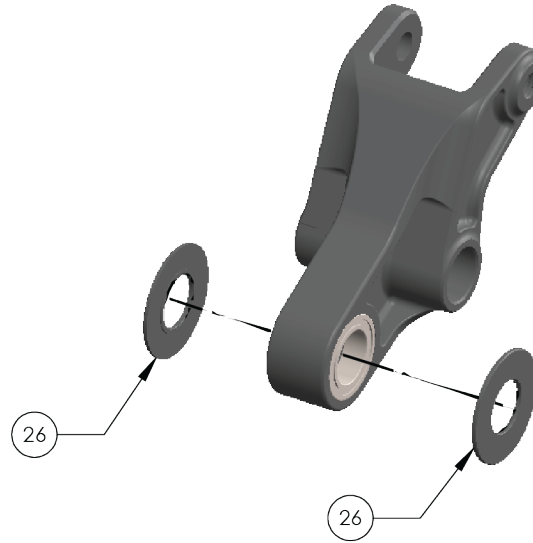
ITEM NO.	DESCRIPTION	QTY
22	004.001.0002 - CABLE PORT DOUBLE	1
23	004.001.0003 - CABLE PORT SINGLE	1
24	004.001.0001 - CABLE PORT DOUBLE ANGLED	1
25	004.002.0004 - DREADNOUGHT DOWNTUBE COVER	1
17	003.007.0002 - ACCESSORY SCREW	9



EXPLODED VIEW - V1.2

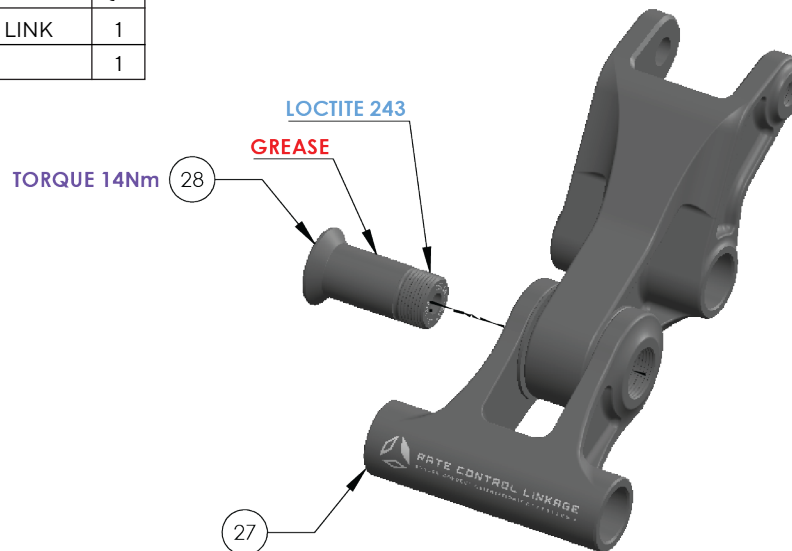
PAGE 7

ITEM NO.	DESCRIPTION	QTY
26	002.004.0005 - SPACER 15X1.5 FLANGED	2



ATTENTION:
ENSURE CORRECT ORIENTATION OF SPACERS.
PART NUMBER FACES BEARING.

ITEM NO.	DESCRIPTION	QTY
27	001.001.0005 (See Note 7A) - PULL LINK	1
28	002.001.0007 - 15X30	1

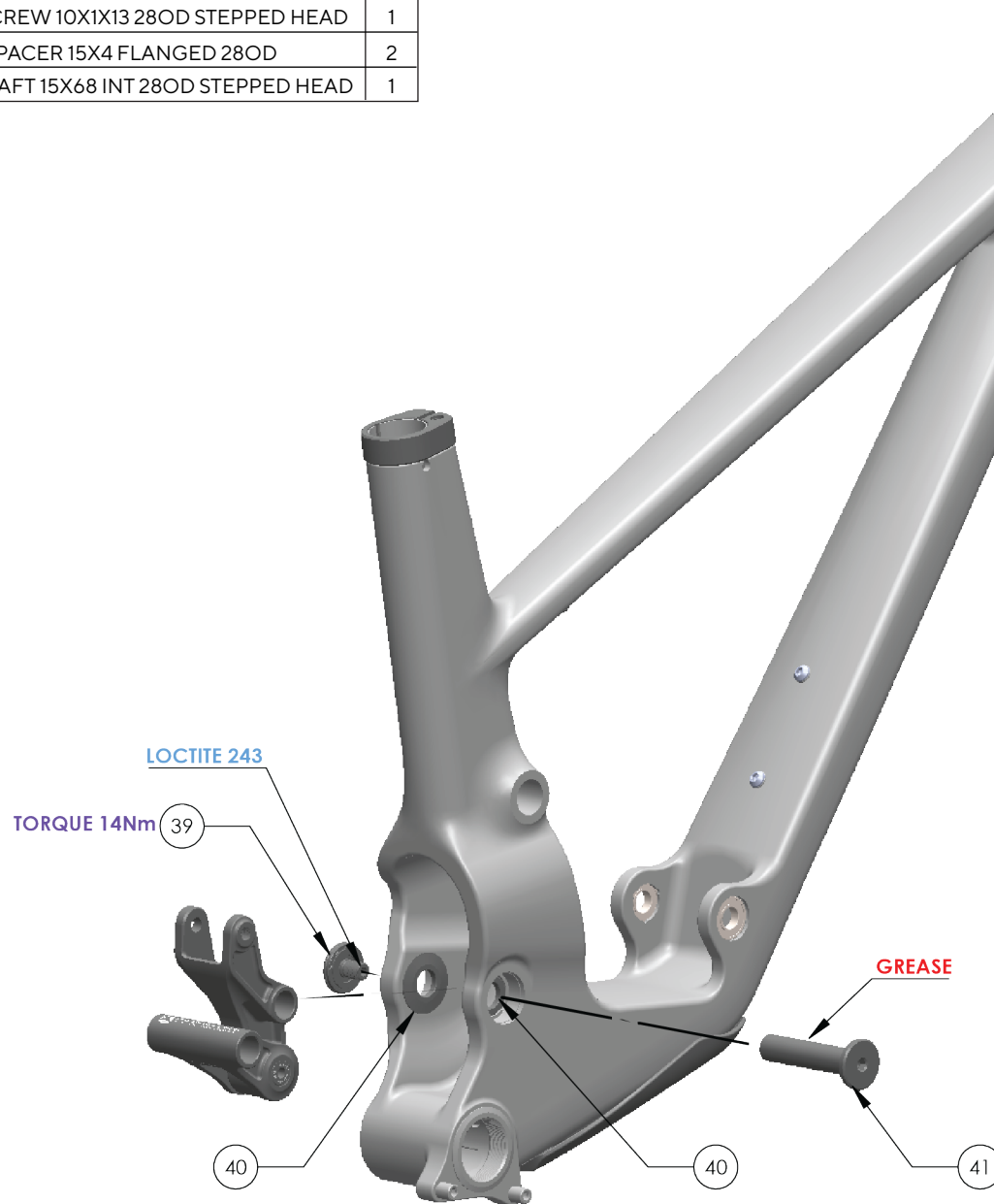


NOTE 7A:
FOR ALL "ZIGGY" ASSEMBLIES
REPLACE 001.001.0005
WITH 001.001.0007

EXPLODED VIEW - V1.2

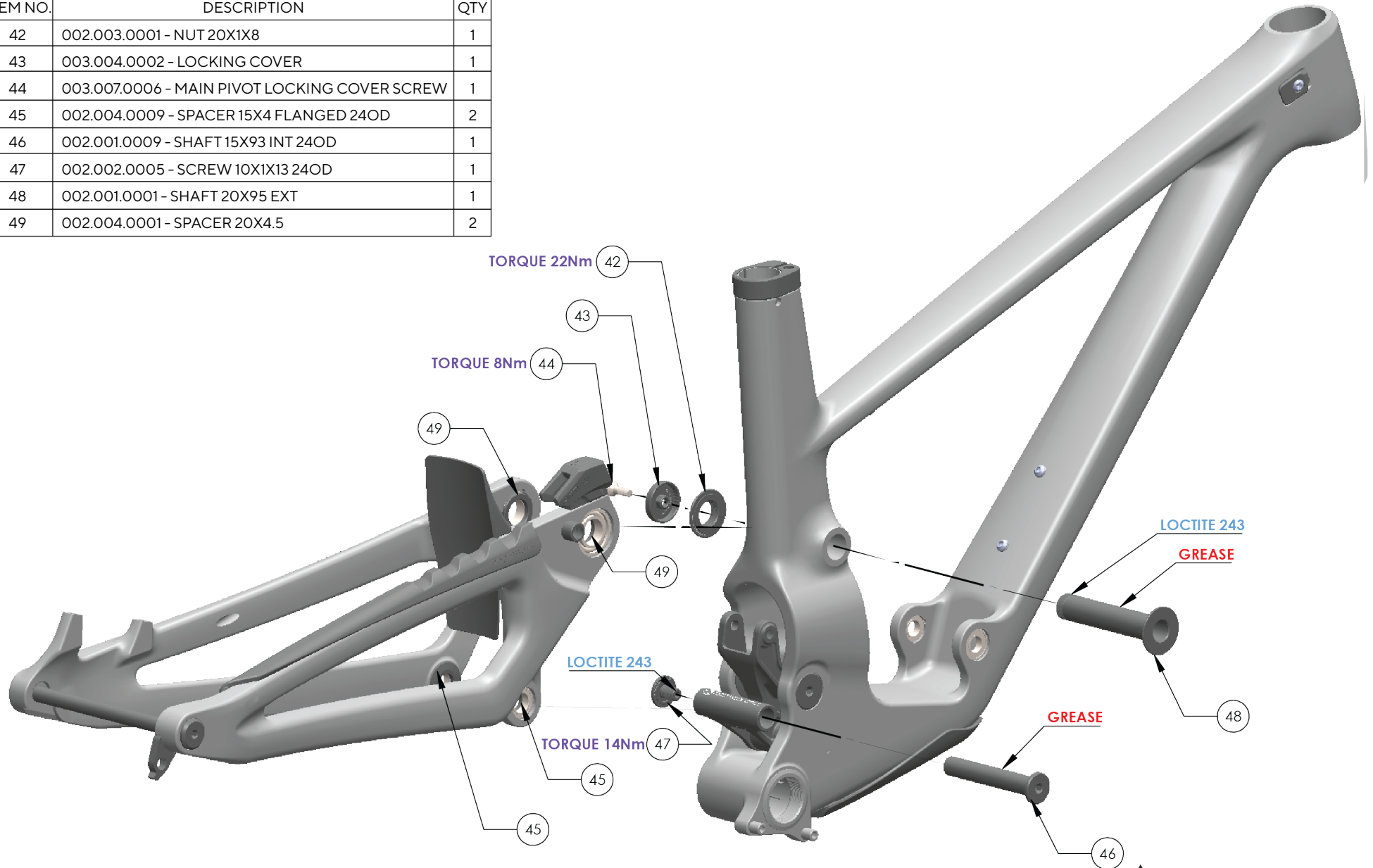
PAGE 8

ITEM NO.	DESCRIPTION	QTY
39	002.002.0007 - SCREW 10X1X13 28OD STEPPED HEAD	1
40	002.004.0006 - SPACER 15X4 FLANGED 28OD	2
41	002.001.0010 - SHAFT 15X68 INT 28OD STEPPED HEAD	1



EXPLODED VIEW - V1.2

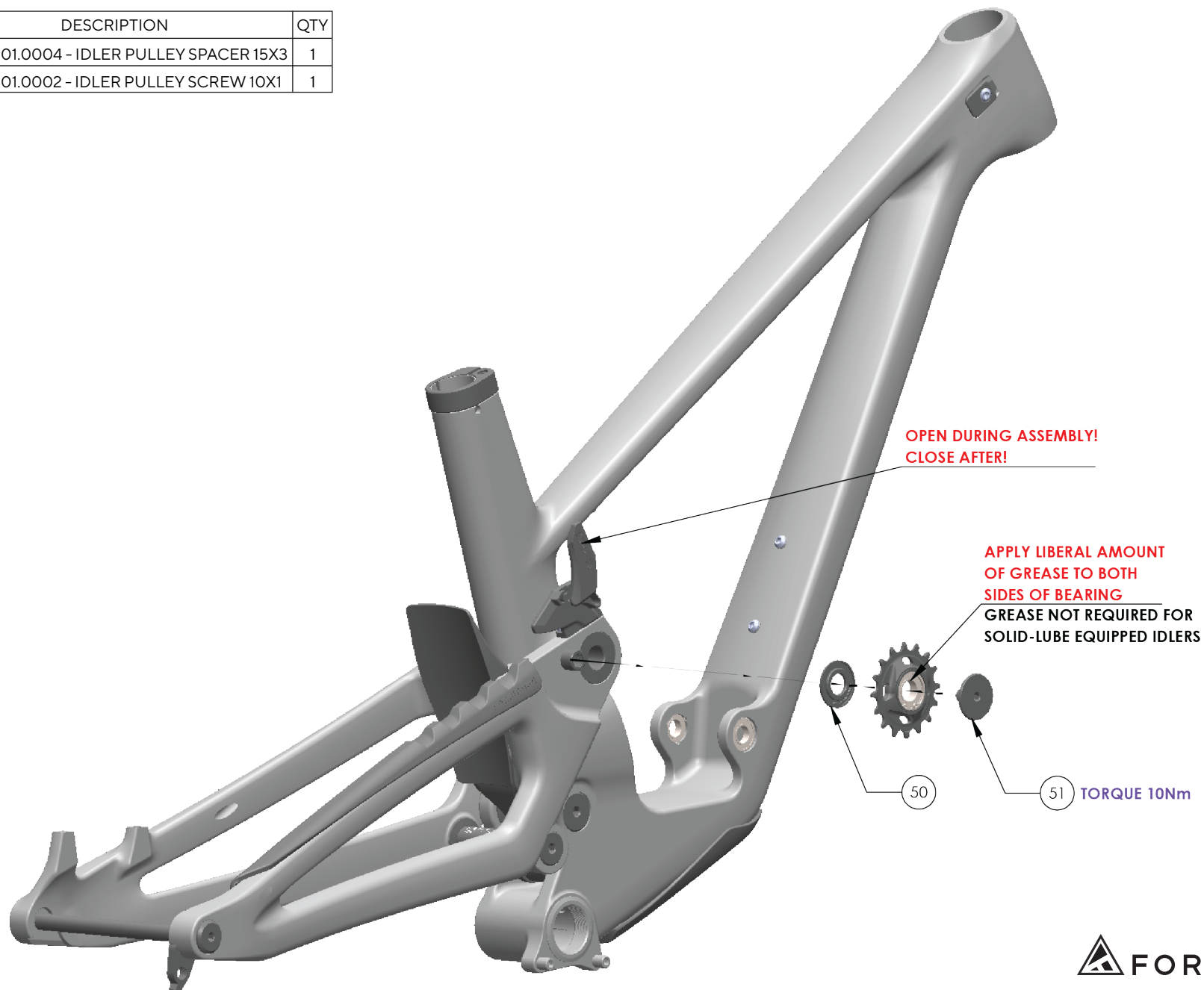
ITEM NO.	DESCRIPTION	QTY
42	002.003.0001 - NUT 20X1X8	1
43	003.004.0002 - LOCKING COVER	1
44	003.007.0006 - MAIN PIVOT LOCKING COVER SCREW	1
45	002.004.0009 - SPACER 15X4 FLANGED 24OD	2
46	002.001.0009 - SHAFT 15X93 INT 24OD	1
47	002.002.0005 - SCREW 10X1X13 24OD	1
48	002.001.0001 - SHAFT 20X95 EXT	1
49	002.004.0001 - SPACER 20X4.5	2



EXPLODED VIEW - V1.2

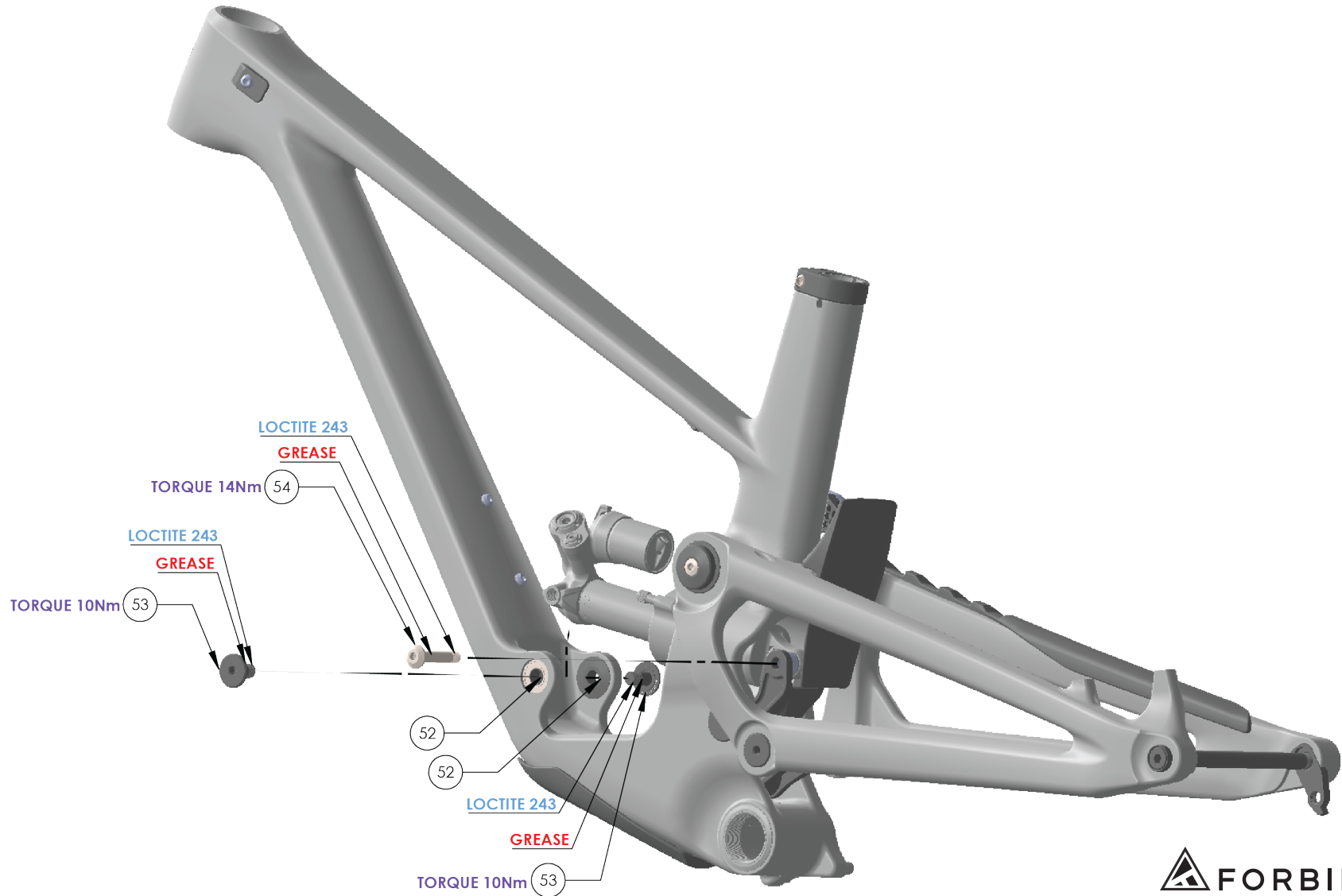
PAGE 10

ITEM NO.	DESCRIPTION	QTY
50	003.001.0004 - IDLER PULLEY SPACER 15X3	1
51	003.001.0002 - IDLER PULLEY SCREW 10X1	1



EXPLODED VIEW - V1.2

ITEM NO.	DESCRIPTION	QTY
52	002.004.0010 - SPACER 10X4 FLANGED TOP HAT 12X6.5	2
53	002.002.0006 - SCREW 10X1X18.5 24OD	2
54	003.007.0004 - SHOCK SCREW	1



ITEM NO.	DESCRIPTION	QTY
55	004.002.0005 - DOWNTUBE PROTECTOR LOWER	1

